

# Collection Abat-jour

WWW.LIGHT-AND-CONTRACT.COM

LIGHT  
& CONTRACT

# Sommaire

A photograph of a modern interior. In the foreground, a light-colored sofa with a textured fabric is visible, featuring a large, light-colored cushion with vertical stripes and a brown throw blanket. To the right, a tall floor lamp with a thin white stem and a large, cylindrical, ribbed lampshade in a light beige color stands. The background shows a wall with vertical blinds, through which warm, golden light is streaming, creating a soft, ambient atmosphere.

## 1 - les abat-jour

- Carré
- Conique
- Ovale
- Pyramidal
- rectangle
- Rond

## 2- les plafonniers avec abat-jour

- Pompéï
- Byblos
- Santorin

## 3- le nuancier

NOUS SOMMES SPÉCIALISÉS DANS LA FABRICATION D'ABAT-JOURS DE TOUS TYPES, DE TOUTES **FORMES** ET **COULEURS**.


NOUS NE PROPOSONS SUR CE CATALOGUE QU'UN *PETIT ÉCHANTILLONNAGE* DES MODÈLES LES PLUS COURANTS.

NOUS POUVONS VOUS PROPOSER DE CHOISIR DES **MATIÈRES DIFFÉRENTES** TELLES QUE LE CHINTZ, LE LIN, LE COTON, LA SOIE, LE VELOURS, LES MATIÈRES NATURELLES, OU ENCORE LE MÉTAL...

NOUS POUVONS AUSSI **ACCESSOIRISER** VOS ABATS-JOURS AVEC :


- DES PIEDS,
- DES MONTURES-SUSPENSIONS DE DIFFÉRENTES FINITIONS
- DES COUVERCLES DE PLUSIEURS CATÉGORIES.

N'hésitez pas à nous consulter pour tout projet spécifique.

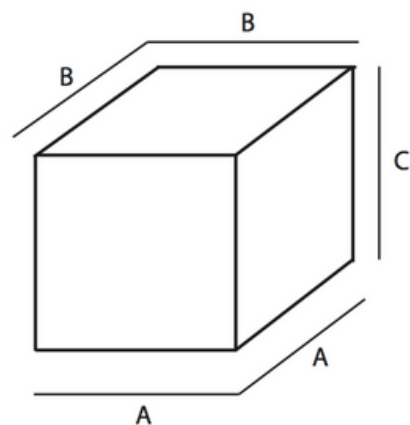




LIGHT  
& CONTRACT

# 1. Les Abat-jour



# Abajour CARRÉ



Références Forme carré	A	B	C
ABJ CA 181818 CH	180	180	180
ABJ CA 252520 CH	250	250	200
ABJ CA 252525 CH	250	250	250
ABJ CA 353025 CH	300	300	250
ABJ CA 353525 CH	350	350	250
ABJ CA 404030 CH	400	400	300

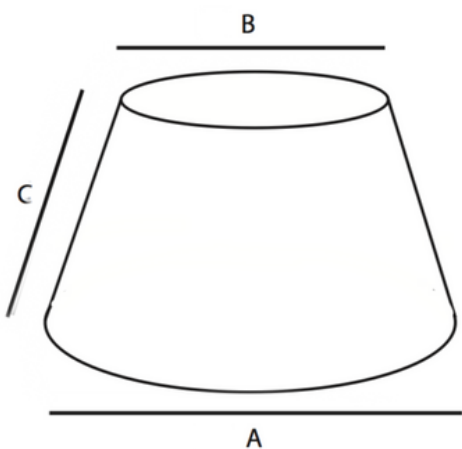
\*A, B et C en mm



# Abat-jour CONIQUE



Forme "conique bas"



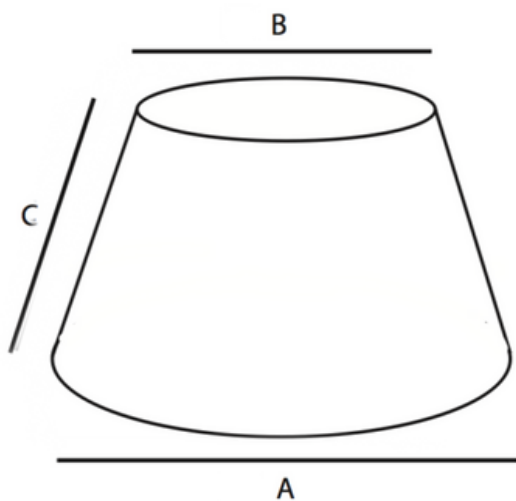
Références Forme conique bas	A	B	C
ABJ CQ 161010 CH	Ø160	Ø100	100
ABJ CQ 201213 CH	Ø200	Ø120	130
ABJ CQ 251617 CH	Ø250	Ø160	170
ABJ CQ 301920 CH	Ø300	Ø190	200
ABJ CQ 352223 CH	Ø350	Ø220	230
ABJ CQ 402526 CH	Ø400	Ø250	260
ABJ CQ 452730 CH	Ø450	Ø270	300
ABJ CQ 503133 CH	Ø500	Ø310	330
<b>Pour suspension</b>			
ABJ CQS 161010 CH	Ø160	Ø100	100
ABJ CQS 201213 CH	Ø200	Ø120	130
ABJ CQS 251617 CH	Ø250	Ø160	170
ABJ CQS 301920 CH	Ø300	Ø190	200
ABJ CQS 352223 CH	Ø350	Ø220	230
ABJ CQS 402526 CH	Ø400	Ø250	260
ABJ CQS 452730 CH	Ø450	Ø270	300
ABJ CQS 503133 CH	Ø500	Ø310	330

\*A, B et C en mm

# Abat-jour CONIQUE



Forme "conique STD"



LIGHT  
& CONTRACT

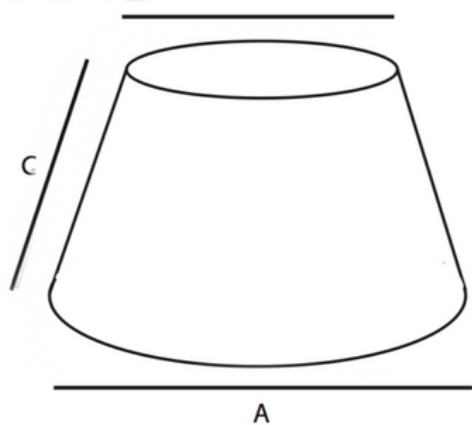
Références Forme STD	A	B	C
ABJ CQ 121010 CH	Ø120	Ø100	100
ABJ CQ 141111 CH	Ø140	Ø110	110
ABJ CQ 161212 CH	Ø160	Ø120	120
ABJ CQ 201515 CH	Ø200	Ø150	150
ABJ CQ 251818 CH	Ø250	Ø180	180
ABJ CQ 302222 CH	Ø300	Ø220	220
ABJ CQ 352626 CH	Ø350	Ø260	260
ABJ CQ 403030 CH	Ø400	Ø300	300
ABJ CQ 453434 CH	Ø450	Ø340	340
ABJ CQ 503838 CH	Ø500	Ø380	380
Pour suspension			
ABJ CQS 141111 CH	Ø140	Ø110	110
ABJ CQS 161212 CH	Ø160	Ø120	120
ABJ CQS 201515 CH	Ø200	Ø150	150
ABJ CQS 251818 CH	Ø250	Ø180	180
ABJ CQS 302222 CH	Ø300	Ø220	220
ABJ CQS 352626 CH	Ø350	Ø260	260
ABJ CQS 403030 CH	Ø400	Ø300	300
ABJ CQS 453434 CH	Ø450	Ø340	340
ABJ CQS 503838 CH	Ø500	Ø380	380
ABJ CQS 605033 CH	Ø600	Ø500	330

\*A, B et C en mm

# Abat-jour CONIQUE



Forme "conique plat"



LIGHT  
& CONTRACT

Références Forme Plat	A	B	C
ABJ CQ 161310 CH	Ø160	Ø130	100
ABJ CQ 252017 CH	Ø250	Ø200	170
ABJ CQ 302317 CH	Ø300	Ø230	170
ABJ CQ 352819 CH	Ø350	Ø280	190
ABJ CQ 403223 CH	Ø400	Ø320	230
ABJ CQ 453727 CH	Ø450	Ø370	270
ABJ CQ 504030 CH	Ø500	Ø400	300
ABJ CQ 554531 CH	Ø550	Ø450	310
ABJ CQ 605033 CH	Ø600	Ø500	330
Pour suspension			
ABJ CQS 161310 CH	Ø160	Ø130	100
ABJ CQS 252017 CH	Ø250	Ø200	170
ABJ CQS 302317 CH	Ø300	Ø230	170
ABJ CQS 352819 CH	Ø350	Ø280	190
ABJ CQS 403223 CH	Ø400	Ø320	230
ABJ CQS 453727 CH	Ø450	Ø370	270
ABJ CQS 504030 CH	Ø500	Ø400	300
ABJ CQS 554531 CH	Ø550	Ø450	310
ABJ CQS 605033 CH	Ø600	Ø500	330

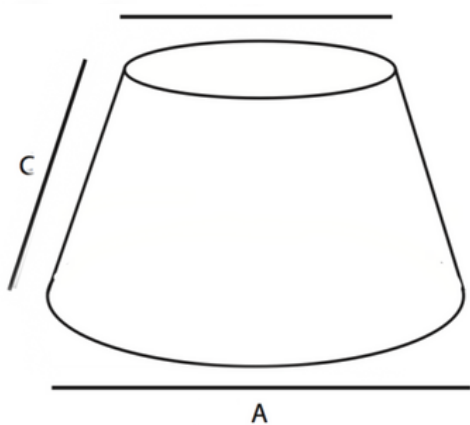
\*A, B et C en mm



# Abat-jour CONIQUE



Forme "conique régence"



Références Forme Régence	A	B	C
ABJ CQ 25915 CH	Ø250	Ø90	150
ABJ CQ 301018 CH	Ø300	Ø100	180
ABJ CQ 351121 CH	Ø350	Ø110	210
ABJ CQ 401324 CH	Ø400	Ø130	240
ABJ CQ 451527 CH	Ø450	Ø150	270
ABJ CQ 501630 CH	Ø500	Ø160	300
ABJ CQ 551833 CH	Ø550	Ø180	330
ABJ CQ 602036 CH	Ø600	Ø200	360
Pour suspension			
ABJ CQS 25915 CH	Ø250	Ø90	150
ABJ CQS 301018 CH	Ø300	Ø100	180
ABJ CQS 351121 CH	Ø350	Ø110	210
ABJ CQS 401324 CH	Ø400	Ø130	240
ABJ CQS 451527 CH	Ø450	Ø150	270
ABJ CQS 501630 CH	Ø500	Ø160	300
ABJ CQS 551833 CH	Ø550	Ø180	330
ABJ CQS 602036 CH	Ø600	Ø200	360

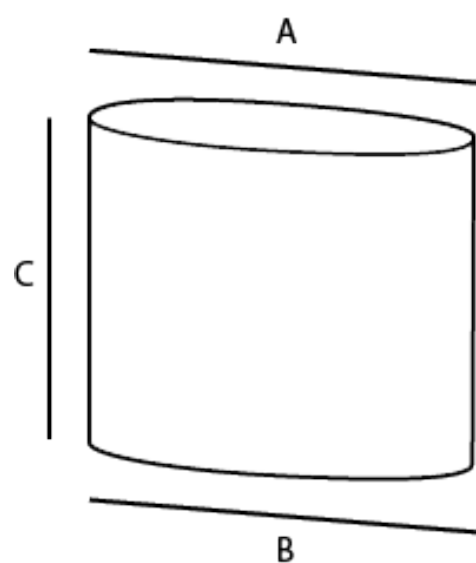
\*A, B et C en mm

# Abat-jour OVALE



*Forme "ovale droit"*

Références Forme Droit	A	B	C
ABJ OVD 201216 CH	200x120	200x120	160
ABJ OVD 241018 CH	240x100	240x100	180
ABJ OVD 251618 CH	250x160	250x160	180
ABJ OVD 301520 CH	300x150	300x150	200
ABJ OVD 351618 CH	350x160	350x160	180
ABJ OVD 402020 CH	400x200	400x200	200
ABJ OVD 452528 CH	450x250	450x250	280
ABJ OVD 502425 CH	500x240	500x240	250
ABJ OVD 552527 CH	550x250	550x250	270



\*A, B et C en mm

LIGHT  
& CONTRACT

# Abat-jour OVALE



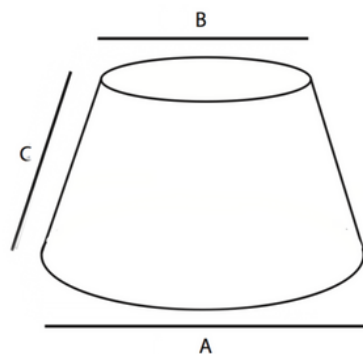
*Forme "ovale conique"*

Références Forme Conique	A	B	C
ABJ OVC 2013171113 CH	200x130	170x110	130
ABJ OVC 2516211316 CH	250x160	210x130	160
ABJ OVC 3019251619 CH	300x190	250x160	190
ABJ OVC 3522301822 CH	350x220	300x180	220
ABJ OVC 4026342125 CH	400x260	340x210	250
ABJ OVC 4528392328 CH	450x280	390x230	280
ABJ OVC 5021432731 CH	500x310	430x270	310



## Pour suspension

ABJ OVCS 2013171113 CH	200x130	170x110	130
ABJ OVCS 2516211316 CH	250x160	210x130	160
ABJ OVCS 3019251619 CH	300x190	250x160	190
ABJ OVCS 3522301822 CH	350x220	300x180	220
ABJ OVCS 4026342125 CH	400x260	340x210	250
ABJ OVCS 4528392328 CH	450x280	390x230	280
ABJ OVCS 5021432731 CH	500x310	430x270	310



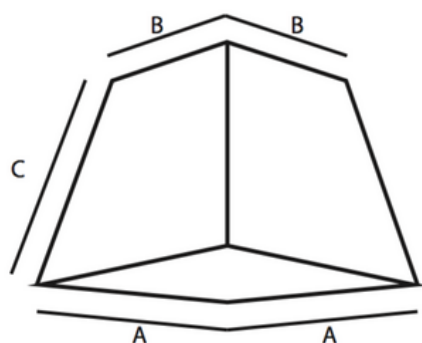
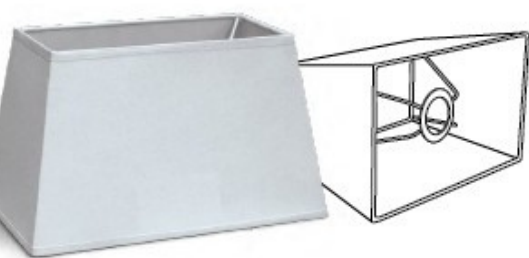
\*A, B et C en mm

LIGHT  
& CONTRACT

# Abat-jour PYRAMIDAL

Forme

"pyramidal rectangle"

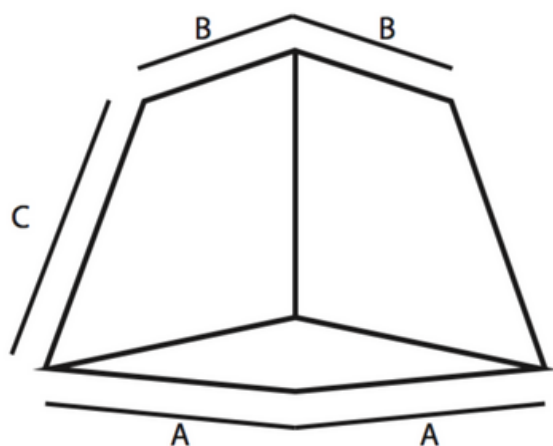
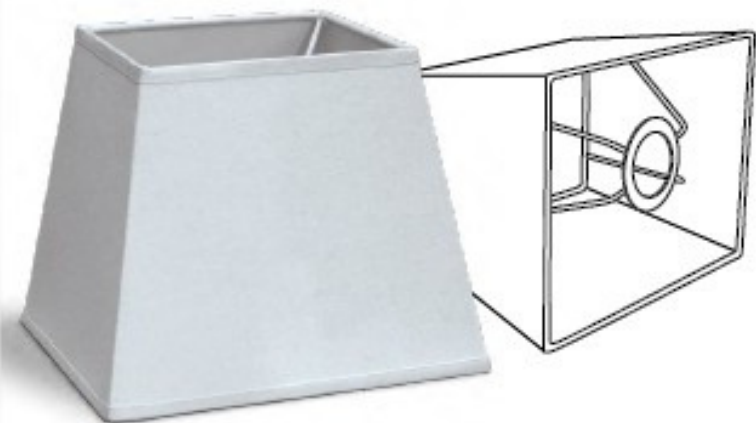


Références Forme Rectangle	A	B	C
ABJ PR 2015201015 CH	200x150	200x100	150
ABJ PR 2517171017 CH	250x170	170x100	170
ABJ PR 3020251518 CH	300x200	250x150	180
ABJ PR 3525302022 CH	350x250	300x200	220
ABJ PR 4030352524 CH	400x300	350x250	240
ABJ PR 4535403026 CH	450x350	400x300	260
<b>Pour suspension</b>			
ABJ PRS 2015201015 CH	200x150	200x100	150
ABJ PRS 2517171017 CH	250x170	170x100	170
ABJ PRS 3020251518 CH	300x200	250x150	180
ABJ PRS 3525302022 CH	350x250	300x200	220
ABJ PRS 4030352524 CH	400x300	350x250	240
ABJ PRS 4535403026 CH	450x350	400x300	260

\*A, B et C en mm

# Abat-jour PYRAMIDAL

Forme "pyramidal carré"




Références Forme Carré	A	B	C
ABJ PC 12712 CH	120	70	120
ABJ PC 16916 CH	160	90	160
ABJ PC 201120 CH	200	110	200
ABJ PC 221822 CH	220	180	220
ABJ PC 251425 CH	250	140	250
ABJ PC 301730 CH	300	170	300
<b>Pour suspension</b>			
ABJ PCS 12712 CH	120	70	120
ABJ PCS 16916 CH	160	90	160
ABJ PCS 201120 CH	200	110	200
ABJ PCS 221822 CH	220	180	220
ABJ PCS 251425 CH	250	140	250
ABJ PCS 301730 CH	300	170	300

\*A, B et C en mm

LIGHT  
& CONTRACT

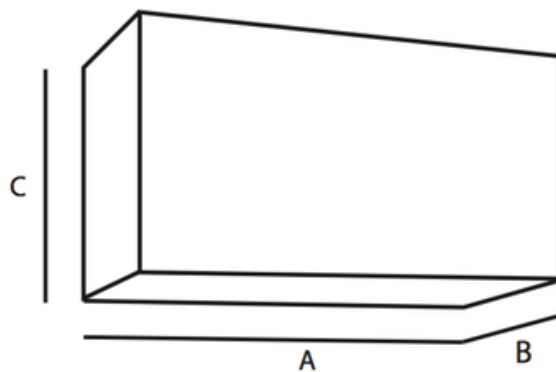
# Abat-jour RECTANGLE




*Forme "rectangle plat"*

Références Forme Plat	A	B	C
ABJ RP 201115 CH	200x110	200x110	150
ABJ RP 201321 CH	200x130	200x130	210
ABJ RP 251315 CH	250x130	250x130	150
ABJ RP 302018 CH	300x200	300x200	180
ABJ RP 351520 CH	350x150	300x150	200
ABJ RP 402022 CH	400x200	400x200	220
ABJ RP 452544 CH	450x250	450x250	440
ABJ RP 502025 CH	500x200	500x200	250

\*A, B et C en mm

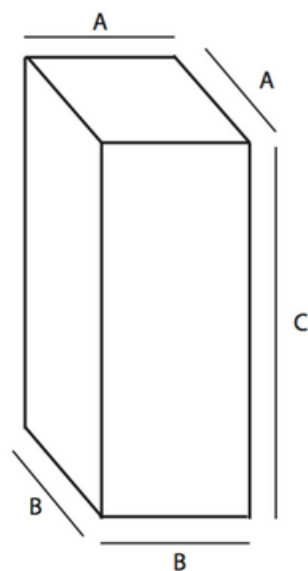


# Abat-jour RECTANGLE



Références Forme Haut	A	B	C
ABJ RH 111120 CH	110	110	200
ABJ RH 111130CH	110	110	300
ABJ RH 141428 CH	140	140	280
ABJ RH 161650 CH	160	160	500
ABJ RH 202058 CH	200	200	580
ABJ RH 101014 CH	100	100	140
ABJ RH 121214 CH	120	120	140
ABJ RH 141420 CH	140	140	200
ABJ RH 161624 CH	160	160	240
ABJ RH 202029 CH	200	200	290

*Forme "rectangle haut"*

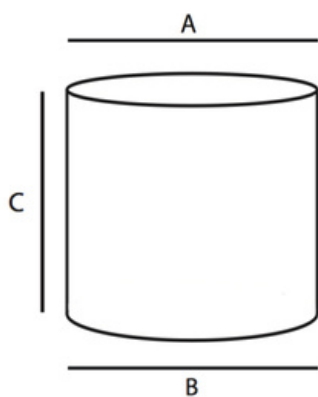


\*A, B et C en mm

LIGHT  
& CONTRACT

# Abat-jour ROND

Forme "tambour haut"



Références Forme tambour haut	A	B	C
ABJ TA 121212 CH	Ø 120	Ø 120	120
ABJ TA 161615 CH	Ø 160	Ø 160	150
ABJ TA 202020 CH	Ø 200	Ø 200	200
ABJ TA 303020 CH	Ø 300	Ø 300	200
ABJ TA 353533 CH	Ø 350	Ø 350	330
ABJ TA 404030 CH	Ø 400	Ø 400	300


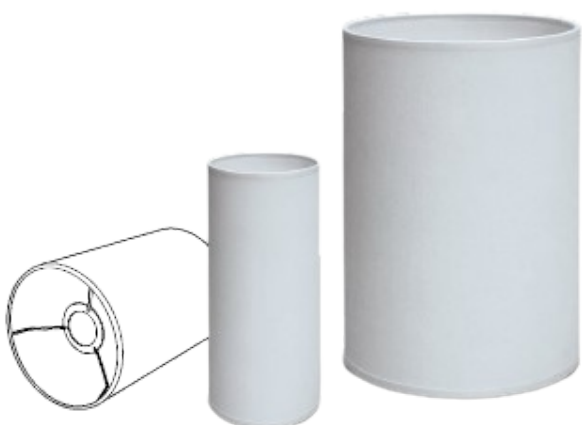
\*A, B et C en mm

LIGHT  
& CONTRACT



# Abat-jour ROND

Forme "tube"



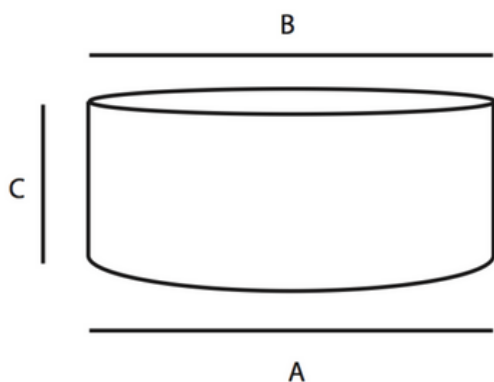
Références Forme tube	A	B	C
ABJ TU 121214 CH	Ø 120	Ø 120	140
ABJ TU 131330 CH	Ø 130	Ø 130	300
ABJ TU 141416 CH	Ø 140	Ø 140	160
ABJ TU 141420 CH	Ø 140	Ø 140	200
ABJ TU 161618 CH	Ø 160	Ø 160	180
ABJ TU 202022 CH	Ø 200	Ø 200	220
ABJ TU 202032 CH	Ø 200	Ø 200	320
ABJ TU 202050 CH	Ø 200	Ø 200	500
ABJ TU 252529 CH	Ø 250	Ø 250	290
ABJ TU 252598 CH	Ø 250	Ø 250	980

\*A, B et C en mm

LIGHT  
& CONTRACT

# Abat-jour ROND

Forme "tambour plat"



Références Forme tambour plat	A	B	C
ABJ TA 141412 CH	Ø 140	Ø 140	120
ABJ TA 202015 CH	Ø 200	Ø 200	150
ABJ TA 252520 CH	Ø 250	Ø 250	200
ABJ TA 303024 CH	Ø 300	Ø 300	240
ABJ TA 353528 CH	Ø 350	Ø 350	280
ABJ TA 404024 CH	Ø 400	Ø 400	240
ABJ TA 454524 CH	Ø 450	Ø 450	240
ABJ TA 505025 CH	Ø 500	Ø 500	250
ABJ TA 555526 CH	Ø 550	Ø 550	260
ABJ TA 606026 CH	Ø 600	Ø 600	260
ABJ TA 656530 CH	Ø 650	Ø 650	300
ABJ TA 707026 CH	Ø 700	Ø 700	260
ABJ TA 707035 CH	Ø 700	Ø 700	350
ABJ TA 808030 CH	Ø 800	Ø 800	300
ABJ TA 10010045 CH	Ø 1000	Ø 1000	450

\*A, B et C en mm

LIGHT  
& CONTRACT

## 2. Les plafonniers **Abat-jour**

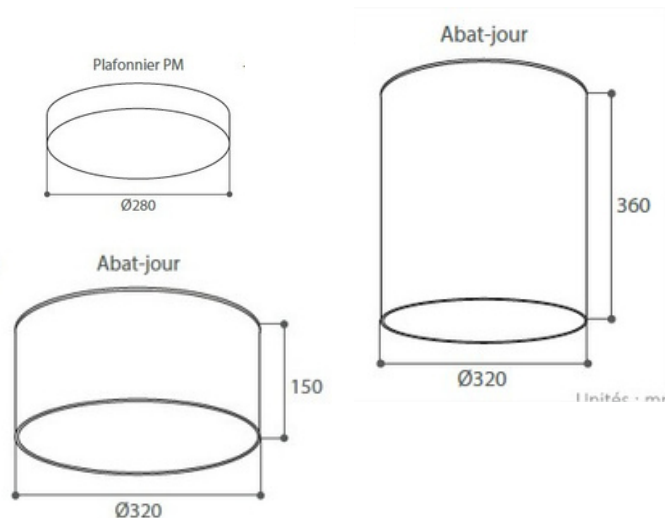


# Plafonnier POMPEÏ

Gamme de plafonniers ronds composé d'un plafonnier LED IP44 et d'un abat-jour laissant le plafonnier apparent.

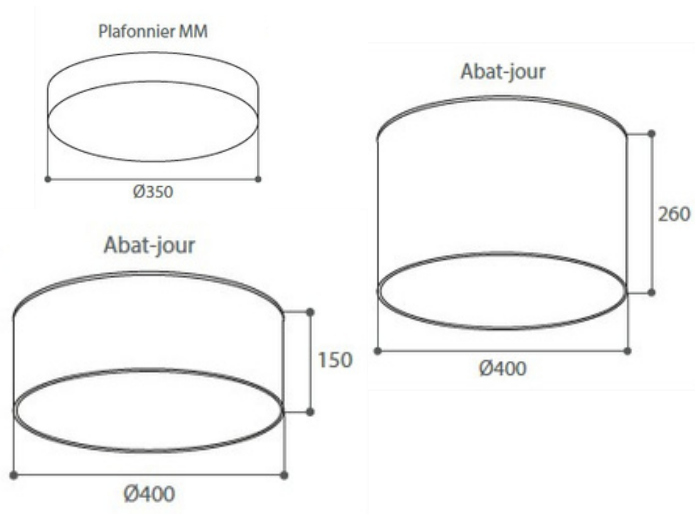
## Pompéï PM

Référence	Puissance	Diamètre	Hauteur
100690+ABJ TAP 323215B	2x60W E27	Ø320mm	150 mm
100690+ABJ TAP 323236	2x60W E27	Ø320mm	360mm



## Pompéï MM

Référence	Puissance	Diamètre	Hauteur
100693+ABJ TAP 404015B	2x75W E27	Ø400mm	150 mm
100693+ABJ TAP 404026	2x75W E27	Ø400mm	260mm

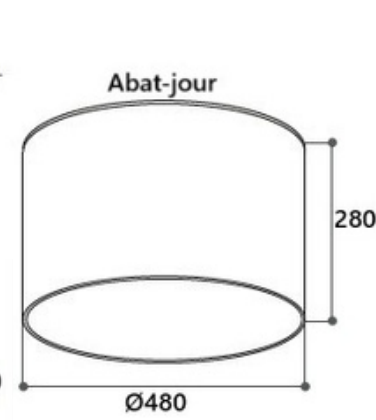
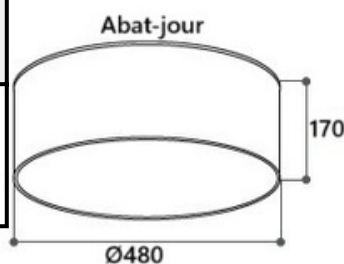
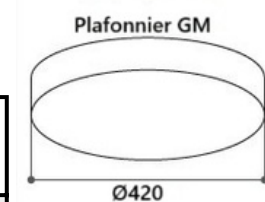


LIGHT  
& CONTRACT

# Plafonnier POMPEÏ

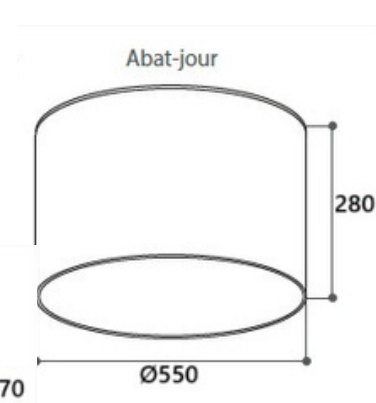
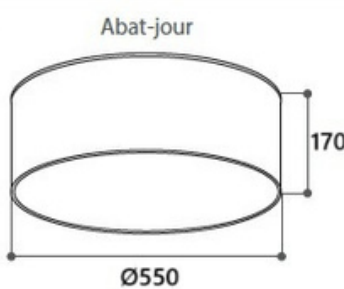
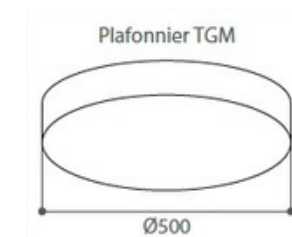
## Pompèi GM

Référence	Puissance	Diamètre	Hauteur
100691+ABJ TAP 484815B	2x75W E27	Ø480mm	150 mm
100691+ABJ TAP 484841	2X75W E27	Ø480mm	410mm




## Pompèi TGM

Référence	Puissance	Diamètre	Hauteur
100692+ABJ TAP 555517B	3x60W E27	Ø550mm	170 mm
100692+ABJ TAP 555528	3X60W E27	Ø550mm	280mm

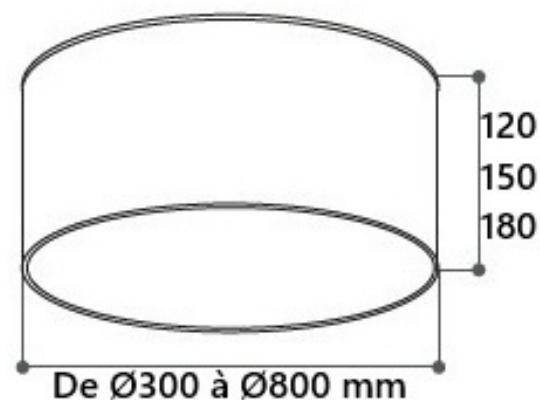


LIGHT  
& CONTRACT

# Plafonnier BYBLOS



*Gamme de plafonniers ronds, avec base de fixation en métal et abat-jour clipsé avec fermeture diffusante blanche*

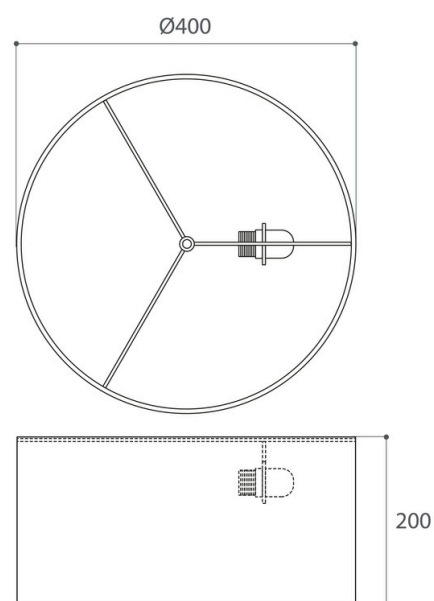
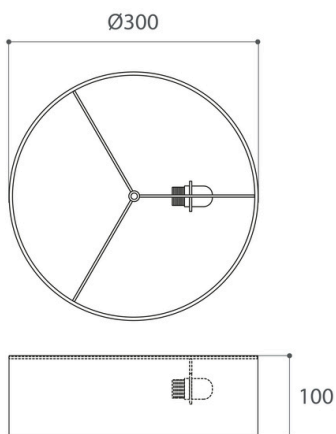


Référence	Puissance	Diamètre	Hauteur
100719	2xE27 Max40W	Ø300mm	120 mm
100720	2xE27 Max40W	Ø400mm	120mm
100726	4xE27 Max40W	Ø600mm	150mm
100727	4xE27 Max40W	Ø700mm	150mm
100728	4xE27 Max40W	Ø800mm	180mm

# Plafonnier SANTORIN

Santorin est un produit équipé d'une fiche DCL mâle pour venir se monter directement sur une fiche DCL de chantier.

Référence	Puissance	Diamètre	Hauteur
100710-CH	E27 Max 40W	Ø300mm	100 mm
100711-CH	2xE27 Max 40W	Ø400mm	200mm





# 3. Le nuancier

LIGHT  
& CONTRACT



**VEUILLEZ NOTER QUE LES COULEURS DES TEXTILES PEUVENT VARIER LÉGÈREMENT EN RAISON DES PROPRIÉTÉS NATURELLES DES MATIÈRES PREMIÈRES. CECI EST NORMAL ET FAIT PARTIE DES TOLÉRANCES DES PRODUITS.**

**DE PLUS, GARDEZ À L'ESPRIT QUE LA VÉRITABLE COULEUR DU TISSU PEUT DIFFÉRER DE CELLE QUE VOUS VOYEZ SUR LES PHOTOS.**

**DES FACTEURS TELS QUE L'ÉCLAIRAGE, LA RÉOLUTION DE L'APPAREIL PHOTO ET LES PARAMÈTRES DE L'APPAREIL PEUVENT ENTRAÎNER DES DIFFÉRENCES.**

**PAR CONSÉQUENT, LES PHOTOS NE DOIVENT SERVIR QU'À TITRE INDICATIF ET NE CONSTITUENT PAS UNE REPRÉSENTATION EXACTE DE LA COULEUR ET DE LA TEXTURE.**




# 1. Le chintz




CHINS / blanco

700



CHINS / crudo



CHINS / naranja 659



CHINS / naranja 247




CHINS / natural 624

700




CHINS / crema 125

700



CHINS / rojo 995



CHINS / teja 51



CHINS / citrus 310



CHINS / amarillo 103

700




CHINS / rojo 53

700



CHINS / rojo 669




CHINS / crema 05

700




CHINS / violeta 311



CHINS / burdeos 147

700




CHINS / frambuesa 313




CHINS / rosa 531


700



CHINS / rosa 30



CHINS / purpura 503



CHINS / pruna 930



CHINS / verde 374



CHINS / verde 548


700



CHINS / brown sugar 122



CHINS / malva topo 123




CHINS / caribe 312




CHINS / verde 501

700




CHINS / ceniza 666

700



CHINS / verde oliva




CHINS / gris 94



CHINS / gris 134

700



CHINS / tostado 815




CHINS / piedra 413

700




CHINS / gris 542

700




CHINS / gris 507

700




CHINS / marrón 704



CHINS / marrón 830



CHINS / azul 22




CHINS / azul 726



CHINS / negro

700

LIGHT  
& CONTRACT



CHINS / azul 628



CHINS / zafiro 669



CHINS / cadete 514

700

## 2.Le coton



COTTON / blanco



COTTON / crudo



COTTON / crema 773



COTTON / sand 423



COTTON / natural 837




COTTON / natural 747



COTTON / beig 746



COTTON / lino 306




COTTON / gris 94



COTTON / arena 603



COTTON / gris 205



COTTON / gris 542




COTTON / ceniza 836



COTTON / gris 417



COTTON / marrón 569



COTTON / marrón 830



COTTON / antracita 422



COTTON / taupe 81



COTTON / aqua 410



COTTON / turquesa 810



COTTON / azul 246




COTTON / azul 412



COTTON / azul 154




COTTON / azul báltico



COTTON / verde 341



COTTON / verde 914




COTTON / gris 134



COTTON / verde salvia




COTTON / mostaza 387




COTTON / caramelo



COTTON / naranja 808




COTTON / teja 751




COTTON / naranja 459



COTTON / rojo 373




COTTON / terracota




COTTON / rojo 210




RETORTA / crema 125




COTTON / rosa 403




COTTON / salmón 871




COTTON / morado 304



COTTON / negro




COTTON / violeta 409



COTTON / violeta 811

# 3. Le velours



OPERA / crema 125



OPERA / salmón 645



FRENCH VELVET / blanco



FRENCH VELVET / gris 94



OPERA / rojo 669



OPERA / teja 51



FRENCH VELVET / rosa palo



FRENCH VELVET / ceniza




OPERA / oro



OPERA / mostaza



FRENCH VELVET / terra 926




FRENCH VELVET / burdeos 147



OPERA / verde 313



OPERA / verde 914



FRENCH VELVET / amarillo 103



FRENCH VELVET / oro 58



OPERA / gris 918




OPERA / azul 227



FRENCH VELVET / azul 726



FRENCH VELVET / verde oliva



FRENCH VELVET / verde liquen



FRENCH VELVET / verde 501




FRENCH VELVET / rojo 210



FRENCH VELVET / gris 86



FRENCH VELVET / gris 205



FRENCH VELVET / zafiro 669



FRENCH VELVET / negro

# 4. La soie



SEDA / crudo 121




SEDA / vainilla 642




SEDA / plata




SEDA / rosa 298



SEDA / verde 754




SEDA / verde 340



SEDA / oro 58



SEDA / rojo 669




SEDA / azul 726



SEDA / negro



SEDA / verde oliva



SEDA / aguacate

# 5. Le lin




LAINEN / crudo



LAINEN / crema 125



LAINEN / natural



LAINEN / marrón 116



LAINEN / azul 227



LAINEN / gris 507



LAINEN / negro


# 6. Le mix lin/coton



RETAN / crudo



RETAN / lino 306




RETAN / verde salvia




RETAN / siena



RETAN / azul 40



RETAN / gris perla



RETAN / negro



RETAN / gris 94

# 7. Le lin texturé



ACONA / crudo



LAGOS



LINEN / crudo



LIEMA / arena 25



CULLA / natural 837



RISK



LECCO

# 8. L'aspect pierre



TRAVERTINO



MICROCEMENTO

# 9. L'aspect bois



VERMONT



OLD OAK



OLD BARN



TIMES / natural

# 10. Le bois




ROBLE



CHOPO / beig 814



TULUPIER / rojo 995



CEREZO / marrón 704




NOGAL / marrón 830

# 11. Les fibres naturelles



FRANJAS JUTE / crema 32



FRANJAS JUTE / crudo




SINGLE / crema 125



MEDULA / negro



RAFIA



FINE / negro



DUOTONO



SACO / marrón




SACO / crudo




SISA / crema 32

## 12. Le métal brillant



METALICOS / brosse plata




METALICOS / brosse plata - blanco




METALICOS / cobre - plata



METALICOS / cobre - blanco



METALICOS / oro - blanco



METALICOS / oro pálido

## 13. Le métal mat



PLATA GALES MATE

700



COBRE SATINE ROSADO


700




ORO GALES MATE

700


## 14. Le textile imprimé\*



TROPICAL / kenia



CAMBOYA



TROPICAL / tanzania

\*Quantités minimales requises et délai important

LIGHT  
& CONTRACT



LIGHT  
& CONTRACT

# Contact

5, rue de l'Égalité 31200 Toulouse

05.34.606.274

[contact@light-and-contact.com](mailto:contact@light-and-contact.com)

[www.light-and-contact.com](http://www.light-and-contact.com)

